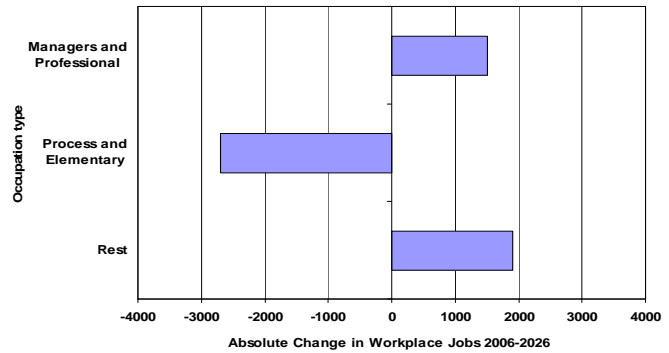




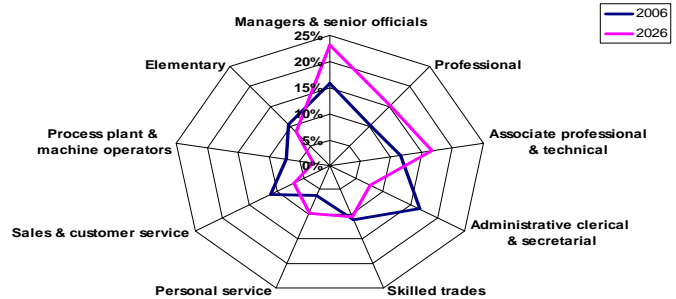
### 5. Changes in the Occupational Structure of Jobs

- The occupational make-up of South Staffordshire will become more high-level through to 2026, with around 1,500 additional workplace jobs in managerial or professional occupations.
- Process and elementary occupations are where relatively heavy job shedding is projected, with around 2,700 fewer jobs in 2026 than in 2006.
- All other occupations together are expected to grow by just over 1,900 jobs over the twenty year period to 2026.



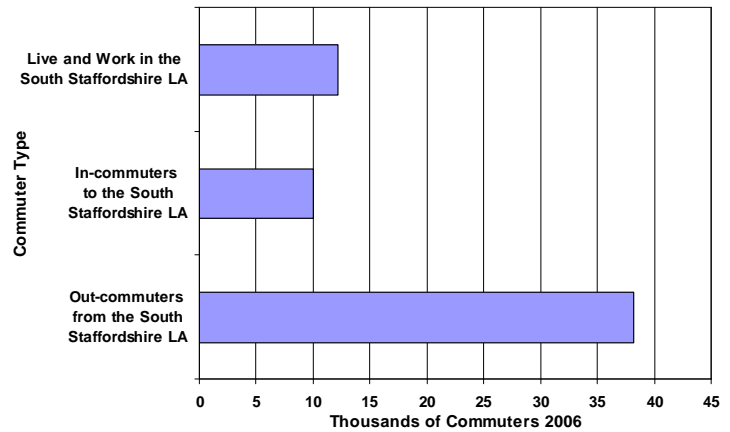
### 6. Residents' Changes in Occupations

- The occupations of South Staffordshire's residents will change in a similar manner to the profile of workplace jobs over the period to 2026. A decline is projected in elementary and process plant operative occupations, administrative and clerical jobs and in sales and customer service.
- Projections indicate a much higher proportion of residents employed as managers or in professional occupations plus an increase in associate professional and technical jobs.



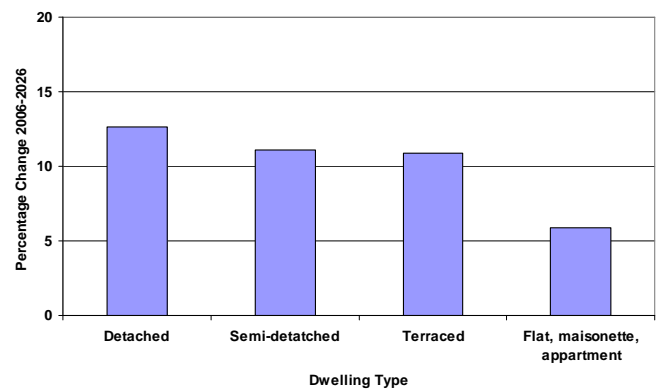
### 7. Travel-to-Work Patterns

- Commuter patterns from 2006 and travel-to-work data indicate South Staffordshire has relatively low levels of self-containment, with more than 38,000 residents travelling away from the local authority area for work and about 12,000 residents in employment within South Staffordshire itself.
- A large majority (13,000+) of those out-commuting work in Wolverhampton, Walsall, Birmingham, and Cannock Chase also provide work for large numbers of commuters from the area.
- There are approx 10,000 people who work in South Staffordshire that live elsewhere. The majority of these come from the neighbouring areas such as Wolverhampton, Stafford, Dudley, and Cannock Chase.



### 8. Changes in the demand for types of Dwellings

- Using patterns from the 2001 Census, it is possible to see how demand for types of dwelling and tenure could change over the period to 2026.
- An increase in demand is projected for all types of dwellings between 2006 and 2026, with the biggest percentage increase in demand being for detached, semi-detached and terraced properties. There is a smaller projected increase in flats.
- In terms of absolute figures, detached and semi-detached properties are projected to increase far more than other house types and from a much higher base,



### 9. Changes in Tenure

- Through to 2026, the number of dwellings in home ownership is projected to increase by the highest proportion and by the highest absolute amount. It is, and is projected to remain very much the dominant tenure.
- South Staffordshire is a very popular area and this is projected to continue into the future. However, there are also affordability issues and intermediate housing options are likely to be required to allow local residents to enter or remain in home ownership.

