

APPENDIX A

TRIP RATE CALCULATION SELECTION PARAMETERS:

Land Use : 03 - RESIDENTIAL
Category : A - HOUSES PRIVATELY OWNED

VEHICLES

Selected regions and areas:

02 SOUTH EAST		
BD	BEDFORDSHIRE	2 days
HC	HAMPSHIRE	1 days
SC	SURREY	2 days
03 SOUTH WEST		
CW	CORNWALL	1 days
05 EAST MIDLANDS		
DS	DERBYSHIRE	1 days
LE	LEICESTERSHIRE	1 days
NT	NOTTINGHAMSHIRE	3 days
06 WEST MIDLANDS		
WM	WEST MIDLANDS	1 days
WO	WORCESTERSHIRE	3 days
08 NORTH WEST		
GM	GREATER MANCHESTER	5 days
LC	LANCASHIRE	2 days
MS	MERSEYSIDE	1 days
09 NORTH		
CB	CUMBRIA	1 days
TW	TYNE & WEAR	1 days
10 WALES		
WR	WREXHAM	1 days

Main parameter selection:

Parameter: Number of households
Range: 10 to 4334 (units:)

Date Range: 01/01/98 to 28/06/06

Selected survey days:

Monday	3 days
Tuesday	7 days
Wednesday	3 days
Thursday	9 days
Friday	4 days

Selected survey types:

Manual count	23 days
Directional ATC Count	3 days

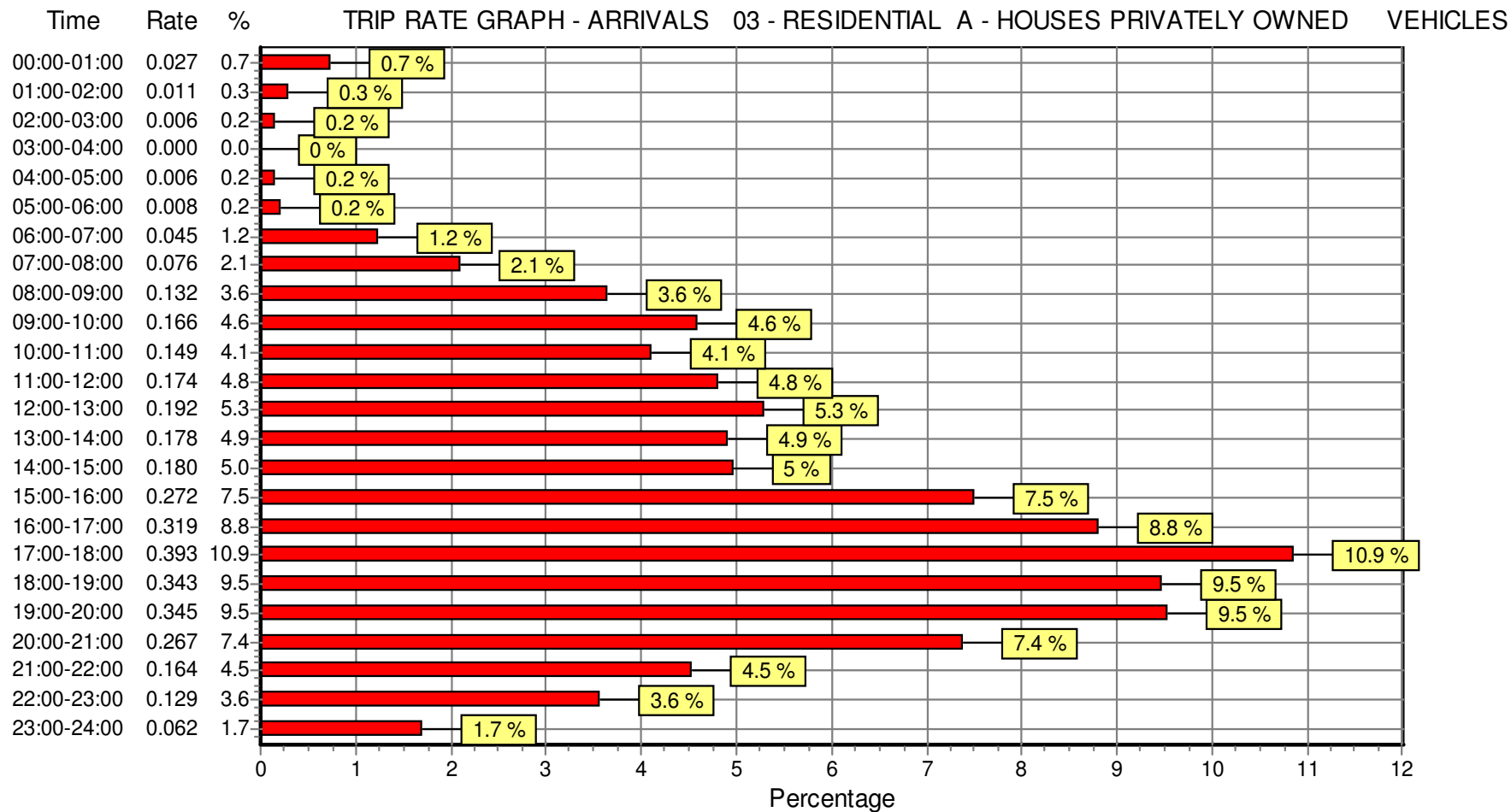
TRIP RATE for Land Use 03 - RESIDENTIAL/A - HOUSES PRIVATELY OWNED

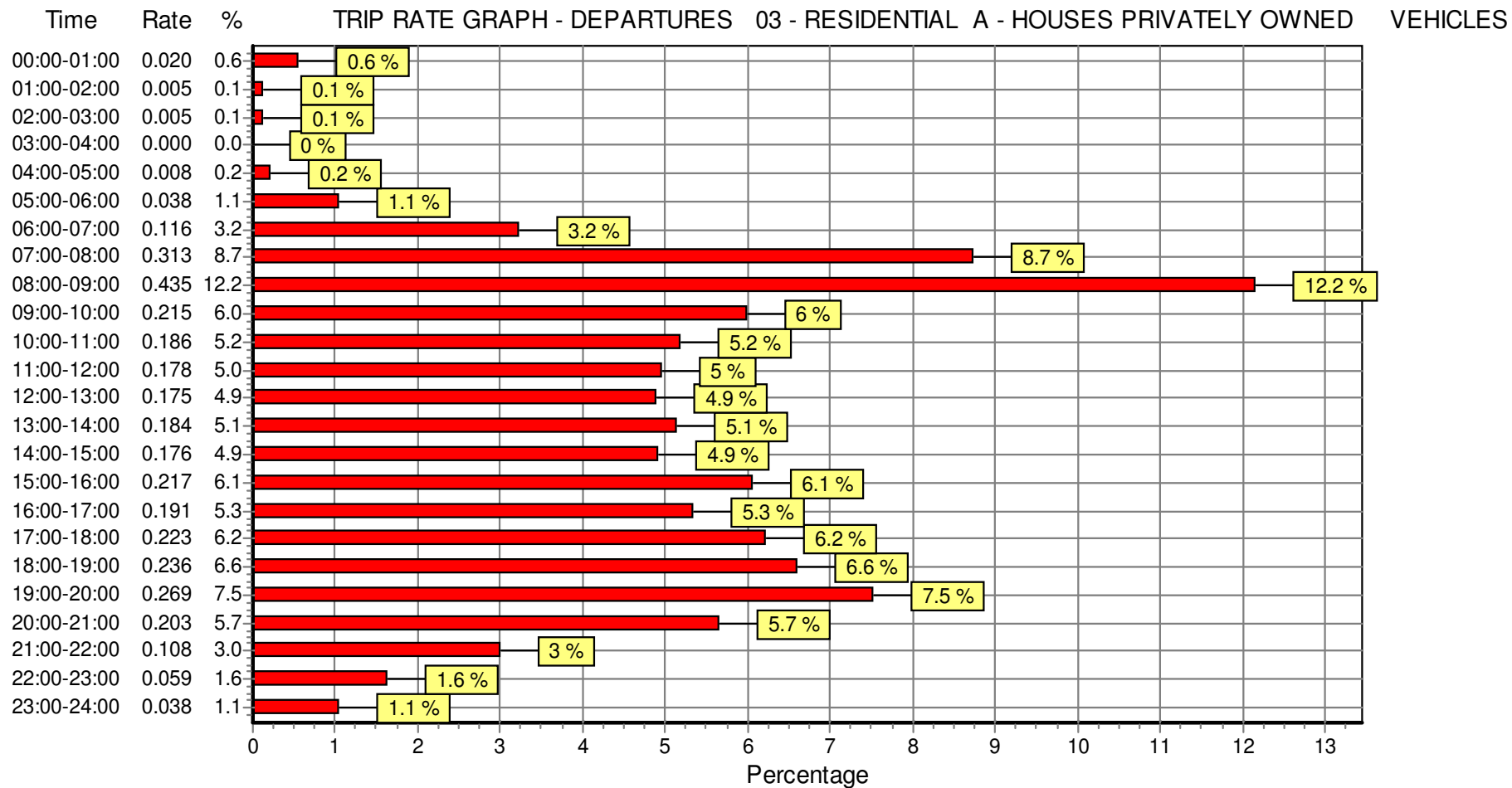
VEHICLES**Calculation factor: 1 HHOLDS****BOLD print indicates peak (busiest) period**

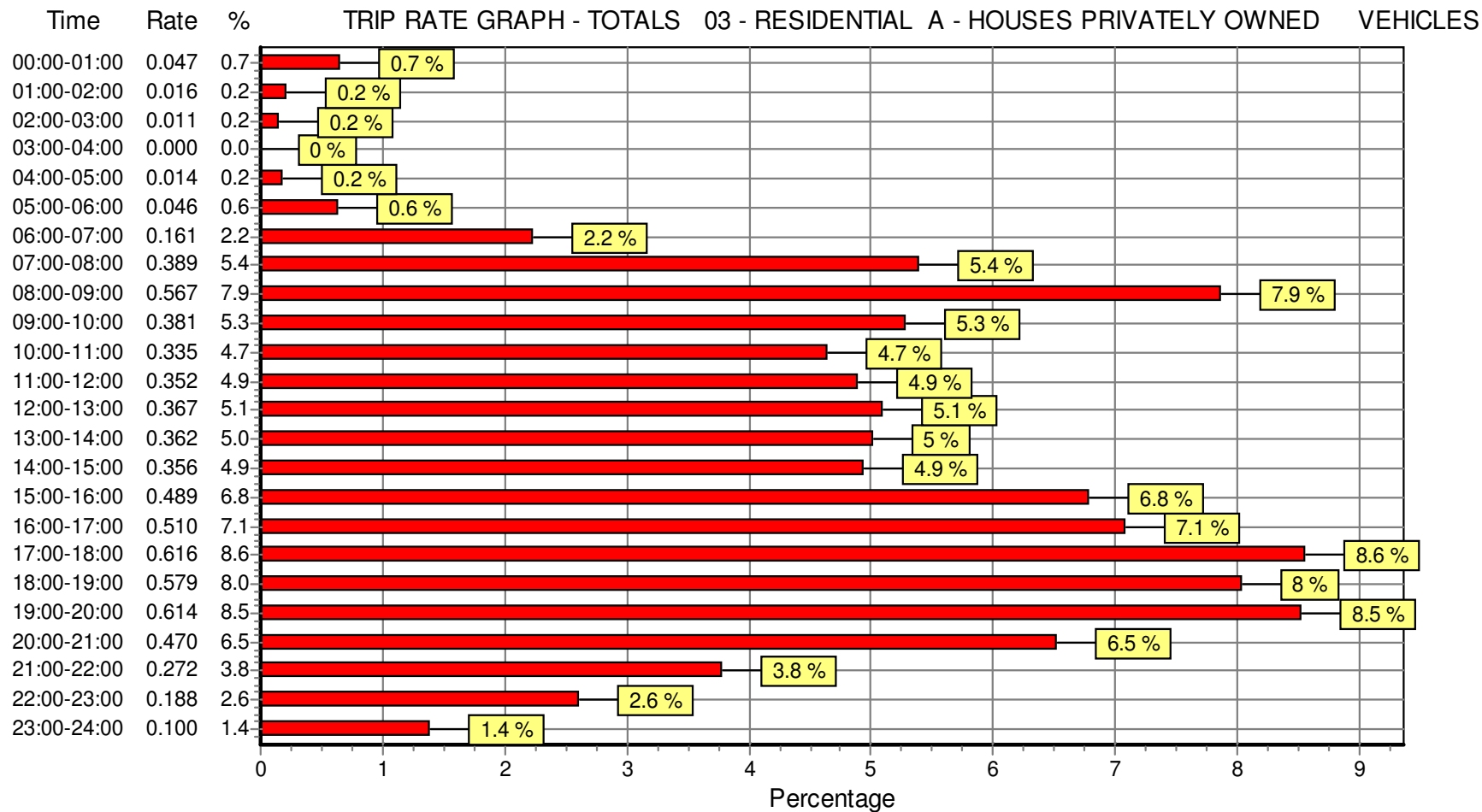
Time Range	ARRIVALS			DEPARTURES			TOTALS		
	No. Days	Ave. HHOLDS	Trip Rate	No. Days	Ave. HHOLDS	Trip Rate	No. Days	Ave. HHOLDS	Trip Rate
00:00 - 01:00	3	222	0.027	3	222	0.020	3	222	0.047
01:00 - 02:00	3	222	0.011	3	222	0.005	3	222	0.016
02:00 - 03:00	3	222	0.006	3	222	0.005	3	222	0.011
03:00 - 04:00	3	222	0.000	3	222	0.000	3	222	0.000
04:00 - 05:00	3	222	0.006	3	222	0.008	3	222	0.014
05:00 - 06:00	3	222	0.008	3	222	0.038	3	222	0.046
06:00 - 07:00	3	222	0.045	3	222	0.116	3	222	0.161
07:00 - 08:00	26	140	0.076	26	140	0.313	26	140	0.389
08:00 - 09:00	26	140	0.132	26	140	0.435	26	140	0.567
09:00 - 10:00	26	140	0.166	26	140	0.215	26	140	0.381
10:00 - 11:00	26	140	0.149	26	140	0.186	26	140	0.335
11:00 - 12:00	26	140	0.174	26	140	0.178	26	140	0.352
12:00 - 13:00	26	140	0.192	26	140	0.175	26	140	0.367
13:00 - 14:00	26	140	0.178	26	140	0.184	26	140	0.362
14:00 - 15:00	26	140	0.180	26	140	0.176	26	140	0.356
15:00 - 16:00	26	140	0.272	26	140	0.217	26	140	0.489
16:00 - 17:00	26	140	0.319	26	140	0.191	26	140	0.510
17:00 - 18:00	26	140	0.393	26	140	0.223	26	140	0.616
18:00 - 19:00	26	140	0.343	26	140	0.236	26	140	0.579
19:00 - 20:00	3	222	0.345	3	222	0.269	3	222	0.614
20:00 - 21:00	3	222	0.267	3	222	0.203	3	222	0.470
21:00 - 22:00	3	222	0.164	3	222	0.108	3	222	0.272
22:00 - 23:00	3	222	0.129	3	222	0.059	3	222	0.188
23:00 - 24:00	3	222	0.062	3	222	0.038	3	222	0.100
Daily Trip Rates:			3.644			3.598			7.242

Parameter summary

Trip rate parameter range selected: 10 - 4334 (units:)
 Survey date date range: 01/01/98 - 28/06/06
 Number of weekdays (Monday-Friday): 26
 Number of Saturdays: 0
 Number of Sundays: 0
 Optional parameters used in selection: NO
 Surveys manually removed from selection: 0







TRIP RATE CALCULATION SELECTION PARAMETERS:

Land Use : 02 - EMPLOYMENT
Category : B - BUSINESS PARK

VEHICLES

Selected regions and areas:

02 SOUTH EAST		
BU	BUCKINGHAMSHIRE	1 days
OX	OXFORDSHIRE	1 days
04 EAST ANGLIA		
CA	CAMBRIDGESHIRE	1 days
SF	SUFFOLK	1 days
05 EAST MIDLANDS		
LN	LINCOLNSHIRE	1 days
06 WEST MIDLANDS		
SH	SHROPSHIRE	1 days
ST	STAFFORDSHIRE	1 days
WM	WEST MIDLANDS	1 days
WO	WORCESTERSHIRE	1 days
07 YORKSHIRE & NORTH LINCOLNSHIRE		
NO	NORTH LINCOLNSHIRE	1 days
08 NORTH WEST		
GM	GREATER MANCHESTER	1 days
09 NORTH		
TW	TYNE & WEAR	1 days

Main parameter selection:

Parameter: Gross floor area
Range: 975 to 118448 (units: sqm)

Date Range: 01/01/98 to 10/05/06

Selected survey days:

Monday	1 days
Tuesday	5 days
Wednesday	1 days
Thursday	3 days
Friday	2 days

Selected survey types:

Manual count	12 days
Directional ATC Count	0 days

TRIP RATE for Land Use 02 - EMPLOYMENT/B - BUSINESS PARK

VEHICLES

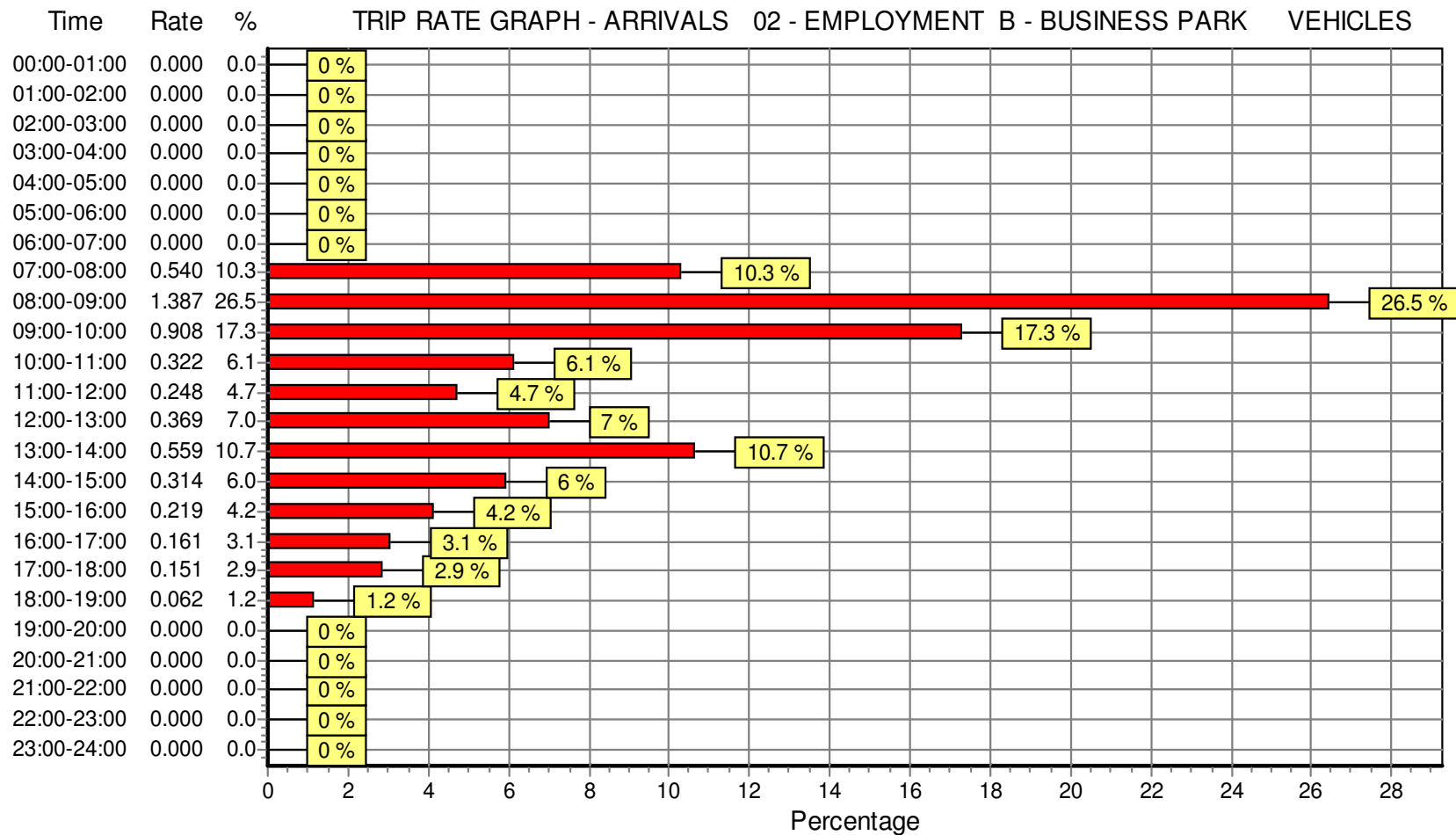
Calculation factor: 100 sqm

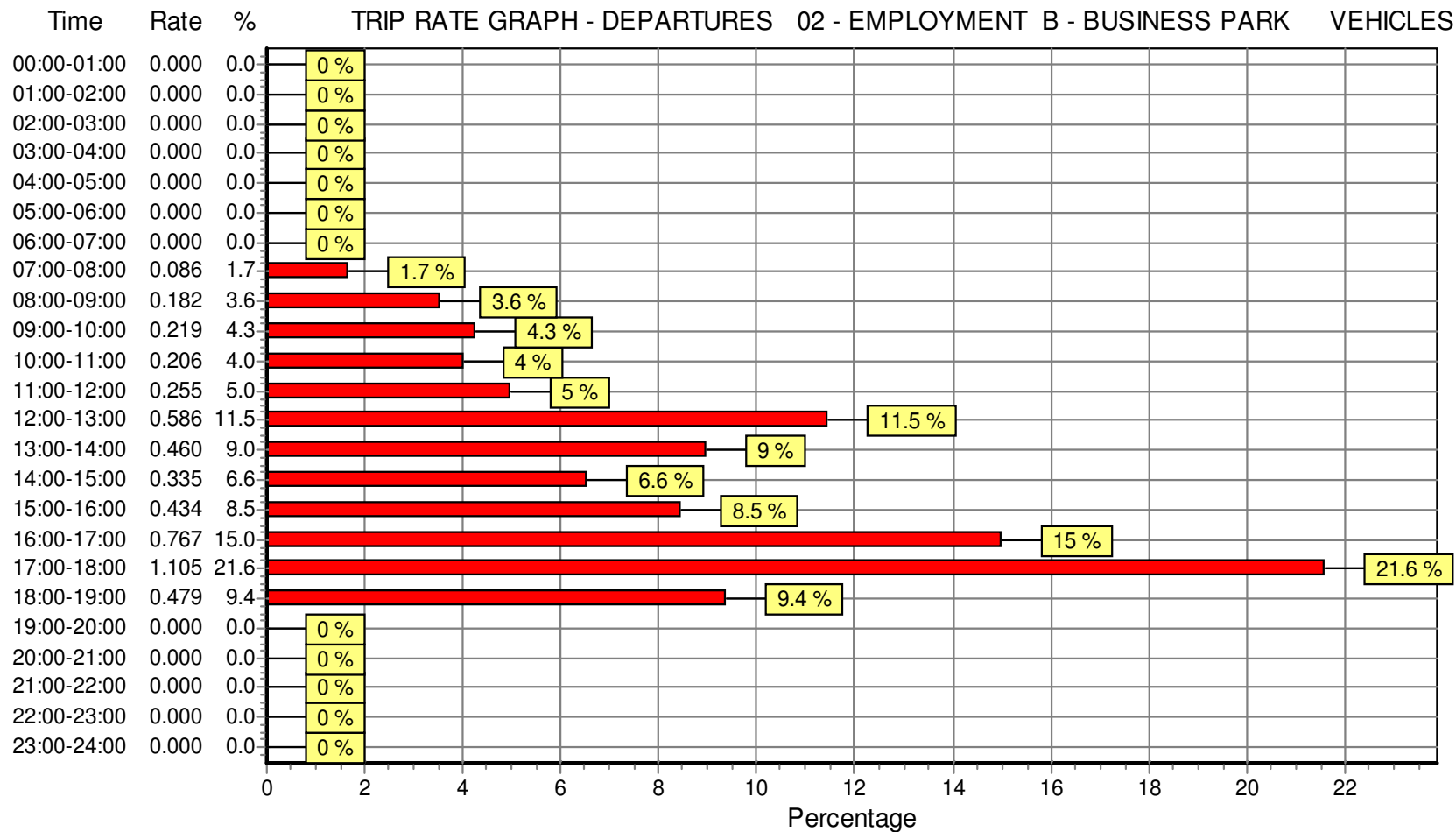
BOLD print indicates peak (busiest) period

Time Range	ARRIVALS			DEPARTURES			TOTALS		
	No. Days	Ave. GFA	Trip Rate	No. Days	Ave. GFA	Trip Rate	No. Days	Ave. GFA	Trip Rate
00:00 - 00:30	0	0	0.000	0	0	0.000	0	0	0.000
00:30 - 01:00	0	0	0.000	0	0	0.000	0	0	0.000
01:00 - 01:30	0	0	0.000	0	0	0.000	0	0	0.000
01:30 - 02:00	0	0	0.000	0	0	0.000	0	0	0.000
02:00 - 02:30	0	0	0.000	0	0	0.000	0	0	0.000
02:30 - 03:00	0	0	0.000	0	0	0.000	0	0	0.000
03:00 - 03:30	0	0	0.000	0	0	0.000	0	0	0.000
03:30 - 04:00	0	0	0.000	0	0	0.000	0	0	0.000
04:00 - 04:30	0	0	0.000	0	0	0.000	0	0	0.000
04:30 - 05:00	0	0	0.000	0	0	0.000	0	0	0.000
05:00 - 05:30	0	0	0.000	0	0	0.000	0	0	0.000
05:30 - 06:00	0	0	0.000	0	0	0.000	0	0	0.000
06:00 - 06:30	0	0	0.000	0	0	0.000	0	0	0.000
06:30 - 07:00	0	0	0.000	0	0	0.000	0	0	0.000
07:00 - 07:30	12	19430	0.141	12	19430	0.035	12	19430	0.176
07:30 - 08:00	12	19430	0.399	12	19430	0.051	12	19430	0.450
08:00 - 08:30	12	19430	0.653	12	19430	0.091	12	19430	0.744
08:30 - 09:00	12	19430	0.734	12	19430	0.091	12	19430	0.825
09:00 - 09:30	12	19430	0.564	12	19430	0.109	12	19430	0.673
09:30 - 10:00	12	19430	0.344	12	19430	0.110	12	19430	0.454
10:00 - 10:30	12	19430	0.180	12	19430	0.103	12	19430	0.283
10:30 - 11:00	12	19430	0.142	12	19430	0.103	12	19430	0.245
11:00 - 11:30	12	19430	0.139	12	19430	0.116	12	19430	0.255
11:30 - 12:00	12	19430	0.109	12	19430	0.139	12	19430	0.248
12:00 - 12:30	12	19430	0.144	12	19430	0.309	12	19430	0.453
12:30 - 13:00	12	19430	0.225	12	19430	0.277	12	19430	0.502
13:00 - 13:30	12	19430	0.272	12	19430	0.276	12	19430	0.548
13:30 - 14:00	12	19430	0.287	12	19430	0.184	12	19430	0.471
14:00 - 14:30	12	19430	0.164	12	19430	0.164	12	19430	0.328
14:30 - 15:00	12	19430	0.150	12	19430	0.171	12	19430	0.321
15:00 - 15:30	12	19430	0.117	12	19430	0.193	12	19430	0.310
15:30 - 16:00	12	19430	0.102	12	19430	0.241	12	19430	0.343
16:00 - 16:30	12	19430	0.085	12	19430	0.317	12	19430	0.402
16:30 - 17:00	12	19430	0.076	12	19430	0.450	12	19430	0.526
17:00 - 17:30	12	19430	0.083	12	19430	0.568	12	19430	0.651
17:30 - 18:00	12	19430	0.068	12	19430	0.537	12	19430	0.605
18:00 - 18:30	12	19430	0.038	12	19430	0.313	12	19430	0.351
18:30 - 19:00	12	19430	0.024	12	19430	0.166	12	19430	0.190
19:00 - 19:30	0	0	0.000	0	0	0.000	0	0	0.000
19:30 - 20:00	0	0	0.000	0	0	0.000	0	0	0.000
20:00 - 20:30	0	0	0.000	0	0	0.000	0	0	0.000
20:30 - 21:00	0	0	0.000	0	0	0.000	0	0	0.000
21:00 - 21:30	0	0	0.000	0	0	0.000	0	0	0.000
21:30 - 22:00	0	0	0.000	0	0	0.000	0	0	0.000
22:00 - 22:30	0	0	0.000	0	0	0.000	0	0	0.000
22:30 - 23:00	0	0	0.000	0	0	0.000	0	0	0.000
23:00 - 23:30	0	0	0.000	0	0	0.000	0	0	0.000
23:30 - 24:00	0	0	0.000	0	0	0.000	0	0	0.000
Daily Trip Rates:			5.240			5.114			10.354

Parameter summary

Trip rate parameter range selected:	975 - 118448 (units: sqm)
Survey date date range:	01/01/98 - 10/05/06
Number of weekdays (Monday-Friday):	12
Number of Saturdays:	0
Number of Sundays:	0
Optional parameters used in selection:	NO
Surveys manually removed from selection:	0





Employment Peak Factors

White Young Green Executive Park Leicester

Licence No: 705101

